

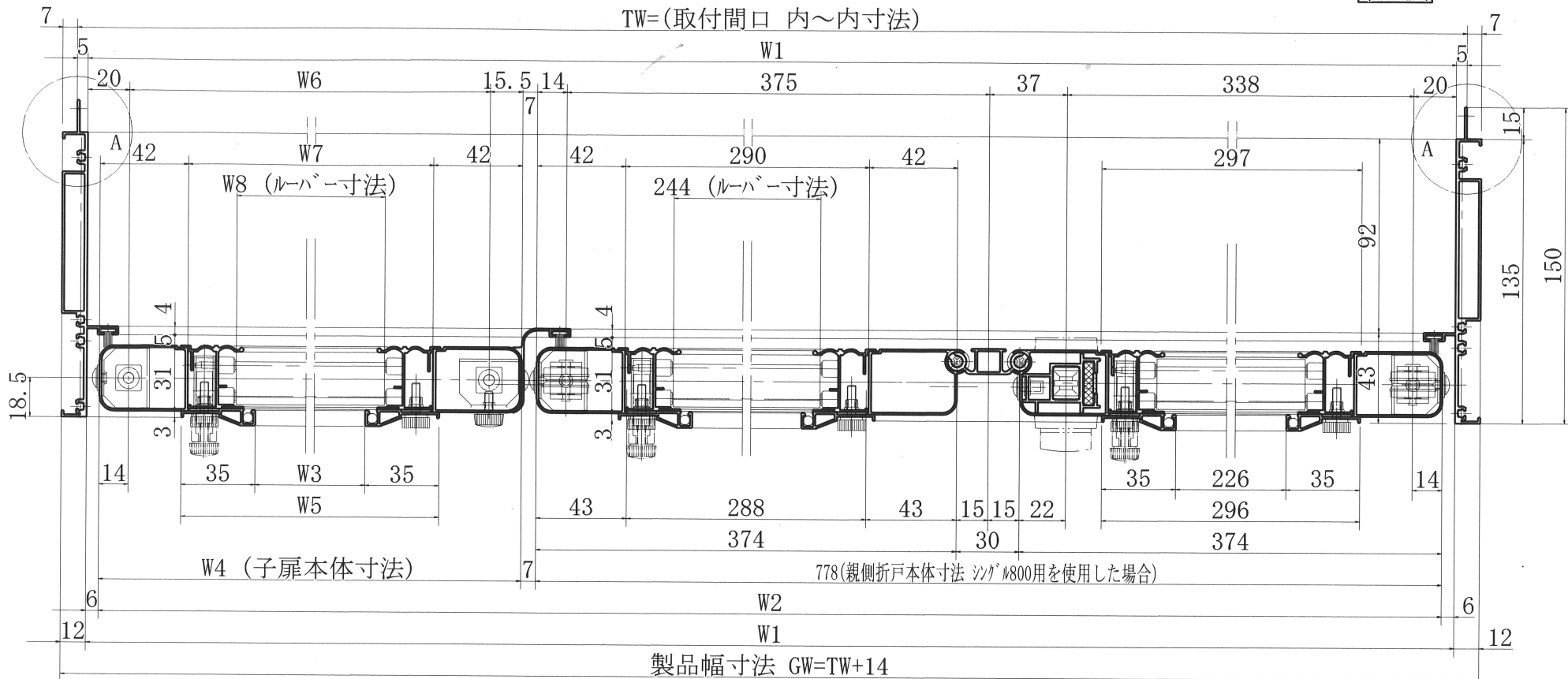
THIRD ANGLE
PROJECTION

部屋外側

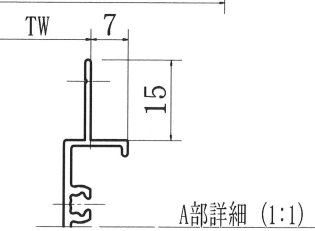
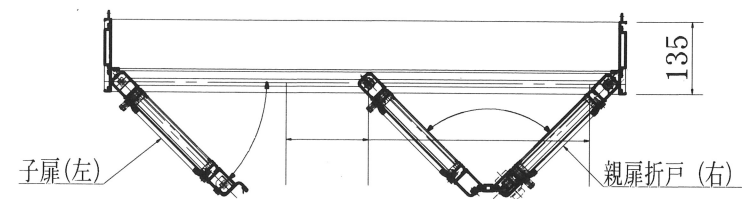
左側

右側

TW=(取付間口 内~内寸法)



部屋内側



公式 TW=(取付間口 内~内寸法)	GW	W 1	W 2	W 3
	TW+14	TW-10	TW-22	TW-(親扉幅寸法+177)
W 4	W 5	W 6	W 7	W 8
TW-(親扉幅寸法+29)	TW-(親扉幅寸法+107)	TW-(親扉幅寸法+58.5)	TW-(親扉幅寸法+113)	TW-(親扉幅寸法+159)

HEAT TREATMENT		SURFACE FINISHING	
SCALE 0:0 1:2 Free	MATERIAL		
DRAWN BY	DESIGNED BY	CHECKED BY	APPROVED BY
	YAMACHAN		
	23, 10, 29		

PART NAME Nice Wind's Door
オーダー用(135)戸建親子(左)平面図
PART NUMBER TR4T-PH21
I Z K - 3 3 0 3 S A W



株式会社 オーバル